

32 200m Butterfly Women Heat

Official

13NZR 13 Years New Zealand Short Course Record **2:17.80** 2012-07-01 Paige Schendelaar-Kemp HPKCO

14NZR 14 Years New Zealand Short Course Record **2:16.16** 2007-09-23 Elizabeth Brown ASTCB























NZR Open New Zealand Short Course **2:07.14** 2020-11-16 Helena Gasson

Show more



☰ Entries 1 2 Heats 🏊 Summary

Total



Rank	Competitor	Age	Club	RT	PTS	Result
1	Castelluzzo (V) Brittany	23	Australia	0.68		2:09.66 Entry: 2:06.47 (+3.19) Q
	25m: 12.59	50m: 27.95 (15.36)	75m: 44.00 (16.05)			
	100m: 1:00.36 (16.36)	125m: 1:16.71 (16.35)	150m: 1:33.53 (16.82)			
	175m: 1:51.49 (17.96)	200m: 2:09.66 (18.17)				
2	Paterson Esme	22	Neptune S...	0.74		2:14.35 Entry: 2:11.97 (+2.38) Q
	25m: 13.58	50m: 29.98 (16.40)	75m: 46.47 (16.49)			
	100m: 1:03.55 (17.08)	125m: 1:20.04 (16.49)	150m: 1:37.96 (17.92)			
	175m: 1:55.77 (17.81)	200m: 2:14.35 (18.58)				
3	Gibson (V) Siena	15	Australia	0.75		2:14.90 Entry: 2:13.34 (+1.56) Q
	25m: 13.40	50m: 29.39 (15.99)	75m: 46.15 (16.76)			
	100m: 1:03.15 (17.00)	125m: 1:20.70 (17.55)	150m: 1:38.61 (17.91)			
	175m: 1:57.18 (18.57)	200m: 2:14.90 (17.72)				
4	Peters Chloe	16	Hamilton Aq...	0.68		2:16.27 Entry: 2:15.62 (+0.65) Q
	25m: 13.27	50m: 29.88 (16.61)	75m: 46.64 (16.76)			
	100m: 1:03.76 (17.12)	125m: 1:21.20 (17.44)	150m: 1:39.76 (18.56)			
	175m: 1:57.96 (18.20)	200m: 2:16.27 (18.31)				
5	Swan Brooke	17	Nelson Sou...	0.62		2:17.12 Entry: 2:16.76 (+0.36) Q
	25m: 13.68	50m: 30.05 (16.37)	75m: 46.83 (16.78)			
	100m: 1:04.05 (17.22)	125m: 1:21.36 (17.31)	150m: 1:39.12 (17.76)			
	175m: 1:57.53 (18.41)	200m: 2:17.12 (19.59)				
6	Silvester (V) Annika	14	Australia	0.69		2:17.57 Entry: 2:16.25 (+1.32) Q
	25m: 13.64	50m: 29.83 (16.19)	75m: 46.69 (16.86)			
	100m: 1:03.85 (17.16)	125m: 1:21.70 (17.85)	150m: 1:40.35 (18.65)			
	175m: 1:59.02 (18.67)	200m: 2:17.57 (18.55)				
7	Skidmore Evie	17	Trojans Swi...	0.85		2:18.38 Entry: 2:18.93 (-0.55) Q
	25m: 13.88	50m: 30.89 (17.01)	75m: 48.30 (17.41)			
	100m: 1:05.61 (17.31)	125m: 1:23.35 (17.74)	150m: 1:41.57 (18.22)			
	175m: 1:59.81 (18.24)	200m: 2:18.38 (18.57)				

8	 Asiata Danielle	17	 Howick Pak...	0.67	2:19.13 Entry: 2:17.08 (+2.05)	Q
	25m: 14.25	50m: 30.92 (16.67)	75m: 48.00 (17.08)			
	100m: 1:05.69 (17.69)	125m: 1:23.59 (17.90)	150m: 1:41.81 (18.22)			
	175m: 2:00.45 (18.64)	200m: 2:19.13 (18.68)				
9	 Yang Leah	15	 Howick Pak...	0.72	2:20.58 Entry: 2:20.31 (+0.27)	Q
	25m: 14.16	50m: 31.38 (17.22)	75m: 48.59 (17.21)			
	100m: 1:06.51 (17.92)	125m: 1:24.13 (17.62)	150m: 1:42.15 (18.02)			
	175m: 2:00.98 (18.83)	200m: 2:20.58 (19.60)				
10	 Miller Xanthe	17	 United Swi...	0.75	2:20.88 Entry: 2:19.13 (+1.75)	Q
	25m: 14.21	50m: 30.70 (16.49)	75m: 48.03 (17.33)			
	100m: 1:05.93 (17.90)	125m: 1:24.18 (18.25)	150m: 1:42.92 (18.74)			
	175m: 2:01.68 (18.76)	200m: 2:20.88 (19.20)				
11	 Apps (V) Jemma	17	 Australia	0.75	2:21.53 Entry: 2:20.60 (+0.93)	Q
	25m: 14.19	50m: 31.03 (16.84)	75m: 48.84 (17.81)			
	100m: 1:06.95 (18.11)	125m: 1:25.09 (18.14)	150m: 1:43.83 (18.74)			
	175m: 2:03.01 (19.18)	200m: 2:21.53 (18.52)				
12	 Finer Emilia	19	 Neptune S...	0.69	2:21.58 Entry: 2:21.62 (-0.04)	Q
	25m: 14.65	50m: 31.76 (17.11)	75m: 49.43 (17.67)			
	100m: 1:07.69 (18.26)	125m: 1:25.95 (18.26)	150m: 1:44.40 (18.45)			
	175m: 2:03.11 (18.71)	200m: 2:21.58 (18.47)				
13	 Riley Ariella	16	 Hamilton Aq...	0.77	2:22.31 Entry: 2:22.29 (+0.02)	Q
	25m: 14.48	50m: 31.82 (17.34)	75m: 49.69 (17.87)			
	100m: 1:07.73 (18.04)	125m: 1:25.99 (18.26)	150m: 1:44.48 (18.49)			
	175m: 2:03.34 (18.86)	200m: 2:22.31 (18.97)				
14	 Hingston Freya	17	 United Swi...	0.89	2:22.38 Entry: 2:24.32 (-1.94)	Q
	25m: 14.09	50m: 30.97 (16.88)	75m: 48.17 (17.20)			
	100m: 1:05.95 (17.78)	125m: 1:24.48 (18.53)	150m: 1:43.27 (18.79)			
	175m: 2:02.70 (19.43)	200m: 2:22.38 (19.68)				
15	 Bates Olivia	16	 North Shor...	0.75	2:23.34 Entry: 2:21.29 (+2.05)	Q
	25m: 15.10	50m: 33.24 (18.14)	75m: 51.48 (18.24)			
	100m: 1:10.11 (18.63)	125m: 1:28.61 (18.50)	150m: 1:47.37 (18.76)			
	175m: 2:05.92 (18.55)	200m: 2:23.34 (17.42)				
16	 Buisinne Alexis	16	 North Shor...	0.75	2:25.79 Entry: 2:28.91 (-3.12)	Q
	25m: 14.89	50m: 33.04 (18.15)	75m: 51.54 (18.50)			
	100m: 1:10.15 (18.61)	125m: 1:29.04 (18.89)	150m: 1:48.03 (18.99)			
	175m: 2:07.01 (18.98)	200m: 2:25.79 (18.78)				
17	 Nadilo Marina	15	 Nga Tai Tu...	0.76	2:27.31 Entry: 2:26.14 (+1.17)	Q
	25m: 14.35	50m: 31.60 (17.25)	75m: 49.58 (17.98)			
	100m: 1:08.38 (18.80)	125m: 1:27.35 (18.97)	150m: 1:47.21 (19.86)			
	175m: 2:07.18 (19.97)	200m: 2:27.31 (20.13)				
18	 Fisher Jaimee	26	 Enterprise ...	0.76	2:27.68 Entry: 2:26.06 (+1.62)	Q

25m: 14.87 50m: 32.26 (17.39) 75m: 49.98 (17.72)
100m: 1:09.10 (19.12) 125m: 1:28.34 (19.24) 150m: 1:48.25 (19.91)
175m: 2:07.85 (19.60) 200m: 2:27.68 (19.83)

19  **Nettle Phoebe** **14**  **Trojans Swi...** 0.70 **2:27.73** **Q**
Entry: 2:28.50 (-0.77)



25m: 14.98 50m: 32.63 (17.65) 75m: 51.04 (18.41)
100m: 1:09.54 (18.50) 125m: 1:28.66 (19.12) 150m: 1:48.17 (19.51)
175m: 2:07.95 (19.78) 200m: 2:27.73 (19.78)

20  **Sasamoto Rio** **16**  **Enterprise ...** 0.71 **2:28.37** **Q**
Entry: 2:29.82 (-1.45)



25m: 15.60 50m: 33.84 (18.24) 75m: 52.71 (18.87)
100m: 1:11.83 (19.12) 125m: 1:30.72 (18.89) 150m: 1:50.12 (19.40)
175m: 2:09.10 (18.98) 200m: 2:28.37 (19.27)

21  **Marlow Madison** **15**  **Hamilton Aq...** 0.75 **2:29.01** **Q**
Entry: 2:26.57 (+2.44)

25m: 14.89 50m: 32.58 (17.69) 75m: 51.08 (18.50)
100m: 1:10.19 (19.11) 125m: 1:29.18 (18.99) 150m: 1:49.44 (20.26)
175m: 2:09.82 (20.38) 200m: 2:29.01 (19.19)

22  **Parker (V) Lara** **15**  **Australia** 0.72 **2:29.09** **Q**
Entry: 2:28.78 (+0.31)

25m: 14.35 50m: 31.19 (16.84) 75m: 49.16 (17.97)
100m: 1:07.74 (18.58) 125m: 1:27.21 (19.47) 150m: 1:47.67 (20.46)
175m: 2:08.50 (20.83) 200m: 2:29.09 (20.59)

23  **Marsh Isla** **20**  **North Shor...** 0.83 **2:29.10** **Q**
Entry: 2:25.82 (+3.28)

25m: 14.42 50m: 31.87 (17.45) 75m: 49.86 (17.99)
100m: 1:09.35 (19.49) 125m: 1:28.28 (18.93) 150m: 1:48.55 (20.27)
175m: 2:08.16 (19.61) 200m: 2:29.10 (20.94)

24  **Bai Alyssa** **13**  **Porirua City...** 0.71 **2:30.15** **Q**
Entry: 2:28.02 (+2.13)



25m: 14.54 50m: 32.06 (17.52) 75m: 50.33 (18.27)
100m: 1:09.51 (19.18) 125m: 1:29.05 (19.54) 150m: 1:49.40 (20.35)
175m: 2:09.90 (20.50) 200m: 2:30.15 (20.25)

25  **Grenfell Annabel** **16**  **Nelson Sou...** 0.78 **2:31.08** **Q**
Entry: 2:28.44 (+2.64)



25m: 15.05 50m: 33.54 (18.49) 75m: 52.49 (18.95)
100m: 1:12.00 (19.51) 125m: 1:30.98 (18.98) 150m: 1:50.54 (19.56)
175m: 2:10.45 (19.91) 200m: 2:31.08 (20.63)

26  **Jury Mackenzie** **13**  **Liz van Wel...** 0.66 **2:32.10** **Q**
Entry: 2:34.63 (-2.53)

25m: 15.75 50m: 33.82 (18.07) 75m: 52.58 (18.76)
100m: 1:12.57 (19.99) 125m: 1:32.26 (19.69) 150m: 1:52.56 (20.30)
175m: 2:12.36 (19.80) 200m: 2:32.10 (19.74)



27  **Uys Heidi** **18**  **Swim Timaru** 0.75 **2:32.40** **Q**
Entry: 2:30.44 (+1.96)

25m: 15.40 50m: 33.58 (18.18) 75m: 52.77 (19.19)
100m: 1:12.45 (19.68) 125m: 1:32.23 (19.78) 150m: 1:52.46 (20.23)
175m: 2:12.38 (19.92) 200m: 2:32.40 (20.02)

28  **Williams Eliza** **15**  **North Shor...** 0.76 **2:33.60** **Q**
Entry: 2:33.76 (-0.16)

25m: 15.35 50m: 34.15 (18.80) 75m: 54.00 (19.85)
100m: 1:14.13 (20.13) 125m: 1:34.08 (19.95) 150m: 1:54.53 (20.45)



175m: 2:14.24 (19.71) 200m: 2:33.60 (19.36)

29	 Wang Hope	13	 Phoenix Aq...	0.80	2:35.05 Entry: 2:35.80 (-0.75)	Q
	25m: 15.39	50m: 33.59 (18.20)	75m: 52.63 (19.04)			
	100m: 1:12.40 (19.77)	125m: 1:33.61 (21.21)	150m: 1:54.22 (20.61)			
	175m: 2:14.92 (20.70)	200m: 2:35.05 (20.13)				

30	 Tarapi Ana	21	 Neptune S...	0.73	2:35.36 Entry: 2:32.96 (+2.40)	Q
	25m: 15.67	50m: 34.08 (18.41)	75m: 52.45 (18.37)			
	100m: 1:11.85 (19.40)	125m: 1:31.54 (19.69)	150m: 1:51.95 (20.41)			
	175m: 2:13.37 (21.42)	200m: 2:35.36 (21.99)				



31	 Carter Violet	14	 Ice Breaker...	0.78	2:35.46 Entry: 2:34.62 (+0.84)	R1
	25m: 15.00	50m: 33.54 (18.54)	75m: 53.35 (19.81)			
	100m: 1:13.88 (20.53)	125m: 1:34.23 (20.35)	150m: 1:55.05 (20.82)			
	175m: 2:15.74 (20.69)	200m: 2:35.46 (19.72)				



32	 Shaw Vivienne	16	 Jasi Swim ...	0.70	2:35.58 Entry: 2:31.72 (+3.86)	R2
	25m: 15.00	50m: 33.47 (18.47)	75m: 52.72 (19.25)			
	100m: 1:12.68 (19.96)	125m: 1:32.60 (19.92)	150m: 1:53.61 (21.01)			
	175m: 2:14.20 (20.59)	200m: 2:35.58 (21.38)				



33	 Lovell Jessica	17	 Blenheim S...	0.81	2:35.71 Entry: 2:31.55 (+4.16)	
	25m: 14.52	50m: 32.09 (17.57)	75m: 50.56 (18.47)			
	100m: 1:10.01 (19.45)	125m: 1:29.78 (19.77)	150m: 1:51.74 (21.96)			
	175m: 2:13.50 (21.76)	200m: 2:35.71 (22.21)				

















34	 Kennard Shyla	15	 Aquabladz ...	0.78	2:36.32 Entry: 2:35.38 (+0.94)	
	25m: 15.67	50m: 34.91 (19.24)	75m: 54.93 (20.02)			
	100m: 1:15.66 (20.73)	125m: 1:36.42 (20.76)	150m: 1:57.30 (20.88)			
	175m: 2:17.31 (20.01)	200m: 2:36.32 (19.01)				

35	 Van Geneijgen Poppy	14	 Hamilton Aq...	0.76	2:36.46 Entry: 2:32.51 (+3.95)	
	25m: 15.32	50m: 33.54 (18.22)	75m: 52.36 (18.82)			
	100m: 1:12.76 (20.40)	125m: 1:32.78 (20.02)	150m: 1:53.88 (21.10)			
	175m: 2:15.46 (21.58)	200m: 2:36.46 (21.00)				

36	 Story Alicia	15	 Mt Eden S...	0.79	2:37.67 Entry: 2:33.16 (+4.51)	
	25m: 15.39	50m: 34.15 (18.76)	75m: 53.43 (19.28)			
	100m: 1:13.87 (20.44)	125m: 1:34.52 (20.65)	150m: 1:55.87 (21.35)			
	175m: 2:16.75 (20.88)	200m: 2:37.67 (20.92)				

37	 Fourie Madison	17	 North Shor...	0.79	2:38.01 Entry: 2:32.34 (+5.67)	
	25m: 15.80	50m: 34.64 (18.84)	75m: 54.08 (19.44)			
	100m: 1:14.36 (20.28)	125m: 1:34.82 (20.46)	150m: 1:55.74 (20.92)			
	175m: 2:16.53 (20.79)	200m: 2:38.01 (21.48)				

38	 Searle Amelia-Rose	13	 North Shor...	0.71	2:38.71 Entry: 2:49.91 (-11.20)	
	25m: 15.52	50m: 34.42 (18.90)	75m: 54.21 (19.79)			
	100m: 1:15.03 (20.82)	125m: 1:35.27 (20.24)	150m: 1:56.81 (21.54)			
	175m: 2:17.88 (21.07)	200m: 2:38.71 (20.83)				

39	 Migounoff Lara	13	 Pukekohe ...	0.67	2:39.03 Entry: 2:41.39 (-2.36)
	25m: 15.58	50m: 34.87 (19.29)	75m: 54.60 (19.73)		
	100m: 1:15.26 (20.66)	125m: 1:35.85 (20.59)	150m: 1:57.18 (21.33)		
	175m: 2:17.96 (20.78)	200m: 2:39.03 (21.07)			
40	 Fletcher Emma	16	 St Paul's S...	0.83	2:39.09 Entry: 2:34.48 (+4.61)
	25m: 15.41	50m: 34.52 (19.11)	75m: 54.20 (19.68)		
	100m: 1:14.65 (20.45)	125m: 1:35.34 (20.69)	150m: 1:56.31 (20.97)		
	175m: 2:17.53 (21.22)	200m: 2:39.09 (21.56)			
41	 Johnson Olivia	14	 Murihiku S...	0.90	2:42.26 Entry: 2:42.45 (-0.19)
	25m: 16.50	50m: 36.70 (20.20)	75m: 57.55 (20.85)		
	100m: 1:18.50 (20.95)	125m: 1:39.29 (20.79)	150m: 2:00.06 (20.77)		
	175m: 2:20.96 (20.90)	200m: 2:42.26 (21.30)			
42	 Hay Gemma	14	 Hamilton Aq...	0.77	2:43.64 Entry: 2:38.06 (+5.58)
	25m: 15.80	50m: 34.40 (18.60)	75m: 54.32 (19.92)		
	100m: 1:15.05 (20.73)	125m: 1:37.27 (22.22)	150m: 1:58.50 (21.23)		
	175m: 2:21.45 (22.95)	200m: 2:43.64 (22.19)			
43	 Artz Tineke	13	 Ashburton ...	0.81	2:43.84 Entry: 2:40.50 (+3.34)
	25m: 15.04	50m: 32.83 (17.79)	75m: 52.78 (19.95)		
	100m: 1:13.46 (20.68)	125m: 1:35.47 (22.01)	150m: 1:58.34 (22.87)		
	175m: 2:21.42 (23.08)	200m: 2:43.84 (22.42)			
44	 Gibbs Meghan	14	 Tawa Swim...	0.77	2:49.81 Entry: 2:46.34 (+3.47)
	25m: 15.93	50m: 35.52 (19.59)	75m: 56.53 (21.01)		
	100m: 1:18.28 (21.75)	125m: 1:40.76 (22.48)	150m: 2:03.34 (22.58)		
	175m: 2:26.30 (22.96)	200m: 2:49.81 (23.51)			
45	 Daly Harriett	13	 Tasman Sw...	0.74	2:51.03 Entry: 2:44.92 (+6.11)
	25m: 15.62	50m: 34.72 (19.10)	75m: 55.81 (21.09)		
	100m: 1:19.21 (23.40)	125m: 1:42.00 (22.79)	150m: 2:05.88 (23.88)		
	175m: 2:29.20 (23.32)	200m: 2:51.03 (21.83)			
46	 Bavihal Mana	13	 Roskill Swi...	0.80	2:53.52 Entry: 2:56.90 (-3.38)
	25m: 16.07	50m: 36.04 (19.97)	75m: 57.18 (21.14)		
	100m: 1:19.95 (22.77)	125m: 1:43.03 (23.08)	150m: 2:06.53 (23.50)		
	175m: 2:30.08 (23.55)	200m: 2:53.52 (23.44)			